



elegant

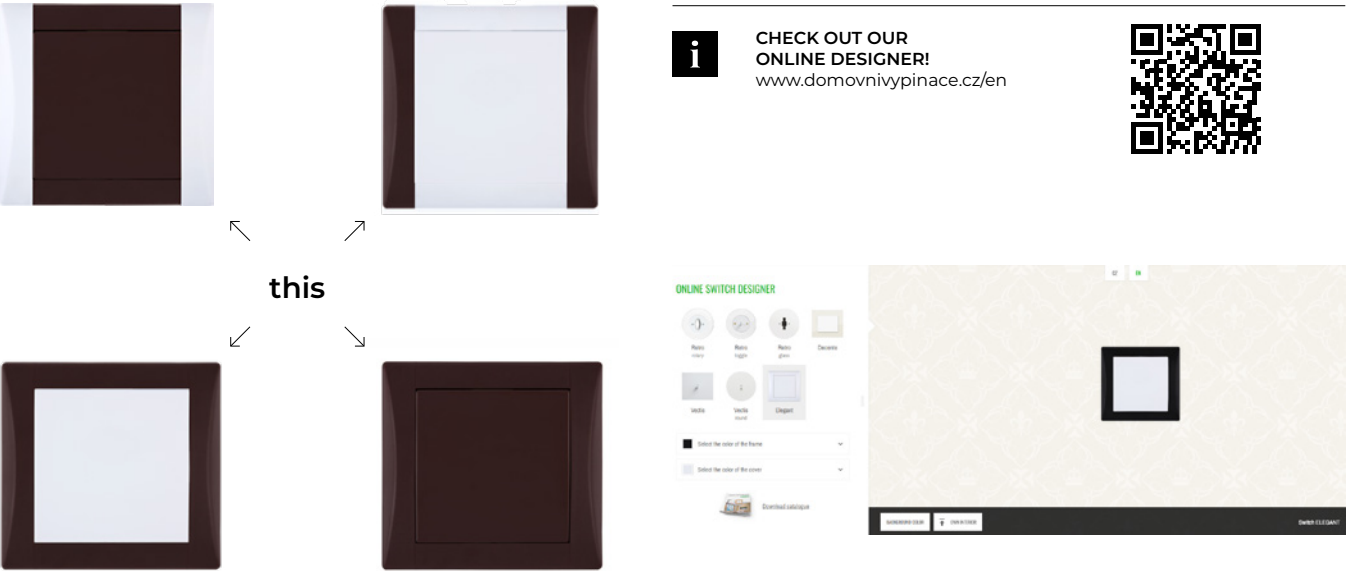
*conventional shape,
rounded lines*



A classic, unobtrusively elegant design with rounded lines and tens of colours to choose from will create a harmonious relationship with any type of interior. Both frame and cover are made of high quality plastic. Soft pastel tones will gently bring up the atmosphere of your interior while rich and colourful on the contrary will play the role of strong accent and attract attention to detail – the switch itself. We also offer our best-selling metallic colours: aluminium, graphite, gold and titanium.

custom switches

Our unique design allows you to combine any two colours within the frame.
Your switch can then look maybe like



i Frames can be combined with covers of any colour. Unique frame design also allows a combination of base and side segments using any combination of two colours. We are always happy to advise you on the selection.

complex wiring solution in elegant design

The unusual design of the frame connection makes possible to create: up to seven horizontal or triple vertical combinations modul combinations up to 2x5 positions.

the product line includes


- switches, outlets, controllers
- vacuum outlets
- ELEGANT Aqua (IP 44)
- thermostats
- ELEGANT Medical
- motion sensors

for your cosy interior


Do you fancy a modern, but also cosy interior where you could use curtains, carpets and other decorations you have personal feelings for? Gentle tones of grey, beige and brown switches would fit right in. These colours do not grow old and will leave you space for further creativity when equipping your interior with other accessories.



cappuccino frame / cover cappuccino




steel grey frame / cover steel grey




titanium frame / cover titanium grey




sets




single switch
(arrangement 1, 2, 6, 7,
1/0, 1/0N)




double switch
(arrangement 5, 6+6,
1/0+1/0, 1+1/0)




single switch
(arrangement 1+1+1)




switch with target symbol
(arrangement 1, 1/0)




switch with I-O symbol
(arrangement 1, 2)




switch with bell symbol
(arrangement 1/0)




switch with light symbol
(arrangement 1, 2, 6, 7, 1/0)




switch with backlighting
(arrangement 1S, 1/0)




switch with backlighting
and „I-O“ symbol
(arrangement 1, 2)




switch with backlighting
and light symbol
(arrangement 1, 1/0)




controller with
backlighting and bell
symbol (arrangement 1/0)




AUDIO-VIDEO outlet
(mono)




AUDIO-VIDEO outlet
(stereo)




aerial outlet (TV+R)
terminal 1 dB (ZAR 1/K)
through 9 dB (ZAP 9/K)
through 14 dB (ZAP 14)




aerial outlet (TV+R+SAT)
terminal 1 dB
(ZAR-SAT 1.4/K)
through 10 dB
(ZAR-SAT 10/P3)




aerial outlet (TV+SAT+SAT)
terminal 1 dB
(ZAR-SAT 1.4/K)
through 10 dB
(ZAR-SAT 10/P3)




double communication
outlet
(RJ 45 - 8 Cat. 5E)
(RJ 45 - 8 Cat. 6)
(RJ 45 Cat. 6 shielded)
(RJ 45 Cat. 6A shielded)




double telephone outlet
(TZ-1A/2A), (TZU-1A/2A)
with loop checking




switch with label
(arrangement 1, 2, 6, 7, 1/0)




single outlet
(2P+PE)




single outlet with safety
shutters
(2P+PE)




single outlet with
safety shutters and
overvoltage protection
(2P+PE)
LIGHT INDICATION




single outlet with
safety shutters and
overvoltage protection
(2P+PE)
AUDIBLE ALARM




schuko single outlet
(2P+PE)




schuko single outlet
with safety shutters
and overvoltage protection
(2P+PE)
LIGHT INDICATION




rotary cooker switch
three-pole 16 A




rotary shutter controller
two-pole, with locking




rotary dimmer with
a PUSH-PULL rotary
button switch and arr.
function 6 (can be
combined with an AC
change-over switch)




shutter controller, rocker
switch with locking
6/0+6/0




ELEGANT MEDICAL outlet
without / with safety
shutters / with overvoltage
protection




blind cover




single switch, IP 44
(arrangement 1, 2, 6, 7, 1/0)




double switch IP 44
(arrangement 5, 6+6,
1/0+1/0, 1+1/0)



switch with target
symbol, IP 44
(arrangement 1, 1/0)



switch, IP 44
with backlighting
(arrangement 1S, 1/0S)



IP 44 switch with
backlighting and I-O
symbol
(arrangement 1S, 2S)



IP 44 single outlet



IP 44 schuko single
outlet



vacuum cleaner outlet



terminal for potential
equalization (protective
bonding outlet)



EBERLE 2T/3T analog
thermostat
ROOM/FLOOR
under-plaster



EBERLE 4T digital
thermostat UNIVERSAL
(application as floor and
combined, room; it is
necessary to buy a sensor)
under-plaster



B.E.G. motion sensor

rotated cavities



double outlet
2x (2P+PE)



double outlet with safety
shutters
2x (2P+PE)



double outlet with
overvoltage protection
and safety shutters
2x (2P+PE)



double outlet with
overvoltage protection
and safety shutters
2x (2P+PE)
AUDIBLE ALARM



double outlet Elegant
Medical without, with safety
shutters, with overvoltage
protection



installation box for double
outlets for wall mounting



i Slightly rotated outlet cavities allow comfortable plugging in of two devices.


















frames

| | | | | | | | |
|---|----------------------------------|---|------------------------------------|---|------------------------------|---|------------------------|
|  | 01 snow white |  | 06 * peach orange |  | 18 cappuccino |  | 30 aluminium |
|  | 02 anthracite black |  | 08 * ice green |  | 19 steel grey |  | 31 graphite |
|  | 03 smoke grey |  | 09 * sunflower yellow |  | 20 * olive grey |  | 32 gold |
|  | 04 * vanilla yellow |  | 10 signal brown |  | 21 nut brown |  | 33 titanium |
|  | 05 sandy beige |  | 11 * ruby red | | | | |

i * Until stocks are sold out.
Colour tones may differ slightly from reality.
Single switch (arrangement 1+1+1) is only available in white snow, anthracite black, aluminium, graphite, gold and titanium.


frame multiplicities


| | | | | | |
|---|---------------------|--|---|---------------------|--------------------------------|
|  | DSE 00-00000-11XXXX | dimensions (h×w) 84×89 mm |  | DSE 00-00000-21XXXX | dimensions (h×w) 155×89 mm |
|  | DSE 00-00000-82XXXX | double outlet frame dimensions (h×w) 115×89 mm |  | | |
|  | DSE 00-00000-12XXXX | dimensions (h×w) 84×160 mm |  | DSE 00-00000-31XXXX | dimensions (h×w) 226×89 mm |
|  | DSE 00-00000-13XXXX | dimensions (h×w) 84×231 mm |  | DSE 00-00000-22XXXX | dimensions (h×w) 155×160 mm |
|  | DSE 00-00000-14XXXX | dimensions (h×w) 84×302 mm |  | DSE 00-00000-23XXXX | dimensions (h×w) 155×231 mm |
|  | DSE 00-00000-15XXXX | dimensions (h×w) 84×373 mm |  | DSE 00-00000-24XXXX | dimensions (h×w) 155×302 mm |
|  | DSE 00-00000-16XXXX | dimensions (h×w) 84×444 mm |  | DSE 00-00000-25XXXX | dimensions (h×w) 155×373 mm |
|  | DSE 00-00000-17XXXX | dimensions (h×w) 84×515 mm |  | | |

i Please note that horizontal and vertical multiple frames have different design.

i **ORDER CODE:**
DSE 00-00000-XXXXXX


covers

| | | |
|--|---|--|
|  <p>single cover for switches: 1, 2, 6, 7, 1/0, 1/0N, 1N</p> <p>DSE 00-010YY-000000</p> |  <p>single cover with backlighting with 0-1 symbol for switches fitted with glow-lamp: 1, 1N, 2, 1/0, 1/0N</p> <p>DSE 00-031YY-000000</p> |  <p>double cover for switches: 5, 6+6, 1/0+1/0, 1/0+1</p> <p>DSE 00-020YY-000000</p> |
|  <p>single cover with 0-1 symbol for switches: 1, 2, 6, 7, 1/0</p> <p>DSE 00-011YY-000000</p> |  <p>single cover with a labeling field</p> <p>DSE 00-040YY-000000</p> |  <p>triple cover for switches: 1+1+1</p> <p>DSE 00-V30YY-000000</p> |
|  <p>single cover with target symbol for switches: 1, 1/0</p> <p>DSE 00-012YY-000000</p> |  <p>cover for a single outlet with safety shutters 2P+PE</p> <p>DSE 00-890YY-000000</p> |  <p>cover for shutter controller with rotary controller</p> <p>DSE 00-216YY-000000</p> |
|  <p>single cover with the bell symbol for switches: 1/0</p> <p>DSE 00-013YY-000000</p> |  <p>cover for a single outlet with overvoltage protection 2P+PE</p> <p>DSE 00-840YY-000000</p> |  <p>cover for cooker switch with rotary controller</p> <p>DSE 00-215YY-000000</p> |
|  <p>cover for a dimmer / cover for LED dimmer</p> <p>DSE 00-270YY-000000 DSE 00-230YY-000000</p> |  <p>schuko outlet cover 2P+PE</p> <p>DSE 00-830YY-000000</p> |  <p>double cover for shutter controller</p> <p>DSE 00-026YY-000000</p> |
|  <p>blind cover</p> <p>DSE 00-050YY-000000</p> |  <p>schuko outlet cover with overvoltage protection 2P+PE</p> <p>DSE 00-860YY-000000</p> |  <p>outlet cover double 2x (2P+PE)</p> <p>DSE 00-820YY-000000</p> |
|  <p>cover for a telephone outlet, double</p> <p>DSE 00-910YY-000000</p> |  <p>outlet cover TV+R / AUDIO-VIDEO mono</p> <p>DSE 00-940YY-000000</p> |  <p>cover for a double outlet with safety shutters 2x (2P+PE)</p> <p>DSE 00-870YY-000000</p> |
|  <p>cover for a double communication outlet</p> <p>DSE 00-930YY-000000</p> |  <p>outlet cover TV+R+SAT (TV+SAT+SAT) AUDIO-VIDEO stereo</p> <p>DSE 00-970YY-000000</p> |  <p>cover for a double outlet with overvoltage protection and safety shutters 2x (2P+PE)</p> <p>DSE 00-850YY-000000</p> |
|  <p>single cover with backlighting for switches fitted with glow-lamp: 1, 1N, 2, 1/0, 1/0N</p> <p>DSE 00-030YY-000000</p> |  <p>single cover with backlighting with light symbol for switches fitted with glow-lamp: 1, 1N, 2, 1/0, 1/0N</p> <p>DSE 00-034YY-000000</p> | |
|  <p>single cover with light symbol for switches: 1, 2, 6, 7, 1/0</p> <p>DSE 00-014YY-000000</p> |  <p>single cover with backlighting with bell symbol for switches fitted with glow-lamp: 1/0, 1/0N</p> <p>DSE 00-033YY-000000</p> | |








 **ORDER CODE:**
DSE 00-YYYYY-000000


cover colours

| | | | |
|---|---|---|--|
|  <p>57 snow white</p> |  <p>06 * peach orange</p> |  <p>18 cappuccino</p> |  <p>30 aluminium</p> |
|  <p>02 anthracite black</p> |  <p>08 * ice green</p> |  <p>19 steel grey</p> |  <p>31 graphite</p> |
|  <p>03 smoke grey</p> |  <p>09 * sunflower yellow</p> |  <p>20 * olive grey</p> |  <p>32 gold</p> |
|  <p>04 * vanilla yellow</p> |  <p>10 signal brown</p> |  <p>21 nut brown</p> |  <p>33 titanium</p> |
|  <p>05 sandy beige</p> |  <p>11 * ruby red</p> | | |

 * Until stocks are sold out.
Colour tones may differ slightly from reality.
Single switch (arrangement 1+1+1) is only available in white snow, anthracite black, aluminium, graphite, gold and titanium.

elegant aqua IP 44 covers


| | |
|---|--|
|  <p>single cover IP 44 for switches: 1, 2, 6, 7, 1/0</p> <p>DSE 00-510YY-000000</p> |  <p>single cover IP 44 with target symbol for switches: 1, 1/0</p> <p>DSE 00-512YY-000000</p> |
|  <p>single cover IP 44 with backlighting for switches fitted with a glow-lamp: 1, 1N, 2, 1/0, 1/0N</p> <p>DSE 00-540YY-000000</p> |  <p>IP 44 single outlet cover with a lid and safety shutters 2P+PE Available colours only 01, 30, 31, 32, 33. The IP44 outlet is always supplied with a transparent (milk white) lid.</p> <p>DSE 00-530YY-000000</p> |
|  <p>double cover IP 44 for switches: 5, 6+6, 1/0+1/0, 1/0+1</p> <p>DSE 00-520YY-000000</p> |  <p>IP 44 schuko outlet cover with a lid and safety shutters 2P+PE Available colours only 01, 30, 31, 32, 33. The IP44 outlet is always supplied with a transparent (milk white) lid.</p> <p>DSE 00-530YY-000000</p> |
|  <p>single cover IP 44 with backlighting and 0-1 for switches fitted with a glow-lamp: 1, 1N, 2, 1/0, 1/0N</p> <p>DSE 00-541YY-000000</p> | |


 For ELEGANT AQUA cover colours go to page 61.


fittings


 **fitting, arrangement 1**
singlepole switch
10 AX, 250 V AC
DSE 01-00000-000000

 **fitting, arrangement**
in singlepole switch
with zero terminal
10 AX, 250 V AC
DSE 12-00000-000000

 **fitting, arrangement 2**
twopole switch
10 AX, 250 V AC
DSE 02-00000-000000


 **fitting, arrangement 5**
serial change-over switch
10 AX, 250 V AC
DSE 05-00000-000000


 **Fitting, arrangement 6**
AC change-over switch
10 AX, 250 V AC
DSE 06-00000-000000


 **fitting, arrangement 6+6 (6+1)**
AC change-over switch, double
10 AX, 250 V AC
DSE 66-00000-000000

 **fitting, arrangement 7**
crossbar switch
10 AX, 250 V A
DSE 07-00000-000000

 **fitting, arrangement I/O**
switching controller
10 AX, 250 V AC
DSE 10-00000-000000


 **fitting, arrangement 6/0+6/0**
shutter switch with locking
10 AX, 250 V AC
DSE 16-00000-000000

 **fitting, arrangement 1**
ON switching controller
with zero terminal
10 AX, 250 V AC
DSE 13-00000-000000


 **fitting, arrangement 1/0+1**
switching controller
+ singlepole switch
10 AX, 250 V AC
DSE 14-00000-000000


 **fitting, arrangement 1+1**
singlepole switch
+ singlepole switch
10 AX, 250 V AC
DSE 15-00000-000000


 **fitting, arrangement 1/0 +1/0,**
press button, up to 24 V
50 mA, 24 V DC
DSE 17-00000-000000


 **fitting, arrangement 1/0+1/0**
double switching controller
10 AX, 250 V AC
lze použít jako žaluziový ovladač bez blokace
DSE 11-00000-000000

 **fitting, arrangement 1/0,**
press button, up to 24 V
50 mA, 24 V DC
DSE 18-00000-000000

 **fitting, arrangement 1+1+1**
(3× singlepole switch)
10 AX, 250 V AC
DSE V3-00000-000000


 **fitting for cooker switch, rotary**
threepole
16 A, 400 V AC
DSE 21-00000-000000


 **fitting for shutter controller, rotary**
(with locking)
10 A, 230 V AC
DSE 22-00000-000000


 **fitting for rotary dimmer**
with arrangement 6
230 V AC,
load 40–250 W
DSE 27-00000-000000


fitting for LED dimmer
230 V AC, load
0–100 W LED, 10–250 W
incandescent light bulb
DSE 23-00000-000000


 **telephone outlet double**
TZ-1A2A
connectors black
DSE 91-00000-000000


 **telephone outlet double,**
with loop checking
TZU-1A2A
connectors black
DSE 92-00000-000000


 **communication outlet Cat. 5E double**
2× RJ 45 Cat. 5E
for UTP cable
connectors black
DSE 93-00000-000000


 **communication outlet Cat. 6 double**
2× RJ 45 Cat. 6
for UTP cable
connectors black
DSE 98-00000-000000


 **communication outlet Cat. 6 double**
2× RJ 45 Cat. 6 shielded
for STP cable
connectors black
DSE 74-00000-000000


 **communication outlet Cat. 6A double**
2× RJ 45 Cat. 6A shielded
for STP cable
connectors black
DSE 75-00000-000000


 **TV+R outlet terminal**
attenuation 1 dB, 350 mA, 24 V DC
for coaxial cables of diameter 4.5–8.3 mm
designation on the product: ZAR 1/K
DSE 94-00000-000000


 **TV+R outlet through**
branching attenuation 9 dB
for coaxial cables of diameter 4.5–8.3 mm
designation on the product: ZAP 9/K
DSE 95-00000-000000

 **TV+R outlet through**
branching attenuation 14 dB
for coaxial cables of diameter 4.5–8.3 mm
designation on the product: ZAP 14
DSE 96-00000-000000


 **TV+R+SAT outlet**
terminal, attenuation 1 dB, 300 mA, 24 V DC
for coaxial cables of diameter 4.5–8.3 mm
designation on the product: ZAR-SAT 1.4/K
DSE 97-00000-000000


 **TV+R+SAT outlet**
through, attenuation 10 dB, 300 mA, 24 V DC
for coaxial cables of diameter 4.5–8.3 mm
designation on the product: ZAR-SAT 10/P3
DSE 99-00000-000000


 **TV+SAT+SAT outlet**
through, attenuation 10 dB, 300 mA, 24 V DC
for coaxial cables of diameter 4.5–8.3 mm
designation on the product: ZAR-SAT 10/P3
DSE 76-00000-000000


 **passive short-press switch**
switch for intelligent systems
50 mA, 12 or 24 V DC
DSE KC-00000-000000


 **AUDIO-VIDEO outlet**
mono (1+1)
DSE 71-00000-000000


 **AUDIO-VIDEO outlet**
stereo (2+1)
DSE 72-00000-000000


 **terminal for potential equalization**
protective bonding outlet 5× terminal
up to 2.5 mm², 1× terminal up to 6 mm
DSE 79-79001-000000


 **2P+PE outlet**
single
16 A, 250 V AC
DSE Z1-890YY-000000


 **2P+PE outlet**
single with safety shutters
16 A, 250 V AC
DSE 89-890YY-000000


 **2P+PE with OP outlet**
single with safety shutters and overvoltage protection,
(LIGHT INDICATION) 16 A, 250 V AC, I max 4.5 kA,
Up < 1.2 kV
DSE 84-840YY-000000


 **2P+PE with OP outlet**
single with safety shutters and overvoltage protection,
(AUDIBLE ALARM) 16 A, 250 V AC, Up < 1.2 kV
DSE 80-890YY-000000

 **2P+PE schuko outlet**
single
16 A, 250 V AC
DSE S1-830YY-000000


 **2P+PE schuko outlet**
single with safety shutters
16 A, 250 V AC
DSE S2-830YY-000000


 **2P+PE with OP schuko outlet**
single with safety shutters and overvoltage protection,
(LIGHT INDICATION), 16 A, 250 V AC
DSE S3-860YY-000000

 **2P+PE, IP 44 outlet**
with lid and safety shutters 16 A, 250 V AC
DSE 89-530YY-000000
Available colour only 01, 30, 31, 32, 33.
IP 44 outlet is always supplied with transparent (milk white) lid.

 **2P+PE schuko outlet**
with lid and safety shutters 16 A, 250 V AC
DSE S2-550YY-000000
Available colour only 01, 30, 31, 32, 33.
IP 44 outlet is always supplied with transparent (milk white) lid.

 **2× (2P+PE) outlet**
double
16 A, 250 V AC
DSE 82-820YY-000000

 **2× (2P+PE) outlet**
double with safety shutters (ELEGANT only)
16 A, 250 V AC
DSE 87-870YY-000000

 **2× (2P+PE) with OP outlet**
double with safety shutters and overvoltage
protection (LIGHT INDICATION)
16 A, 250 V AC, I max 4.5 kA, Up < 1.2 kV
DSE 85-850YY-000000

accessories



PC connector Cat. 5E
RJ 45 black plastic
set of 2 pcs
for UTP cable
DSE 33-00000-000000



PC connector Cat. 6
RJ 45 black plastic
set of 2 pcs
for UTP cable
DSE 34-00000-000000



PC connector Cat. 6
shielded
RJ 45 Cat. 6
set of 2 pcs
for STP cable
DSE 24-00000-000000



PC connector Cat. 6A
shielded
RJ 45 Cat. 6A
set of 2 pcs
for STP cable
DSE 25-00000-000000



spacer VK1
fills up the gap between installation
box and fitting
DSE 29-00000-000000



spacer VK2
fills up the gap between installation
box and fitting
DSE 30-00000-000000



**single box for strip
distribution systems**
(only for ELEGANT)
DSE 31-00000-000000



**double outlet box for strip
distribution systems**
(only for ELEGANT)
DSE 36-00000-000000



**connector CINCH
AUDIO-VIDEO**
mono
set of 2 pcs
DSE 38-00000-000000



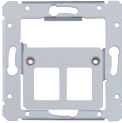
**connector CINCH
AUDIO-VIDEO**
stereo
set of 3 pcs
DSE 39-00000-000000



glow lamp
230 V, 2 MA
DSE 3A-00000-000000 orange
230 V, 0,5 MA
DSE 3B-00000-000000 green
DSE 3C-00000-000000 blue



**fixative spurs
(claws)**
set of 2 pcs
DSE 37-00000-000000



**support frame for PC
connectors**
DSE 35-00000-000000



5103 MDE mounting plate
for central vacuum
cleaner outlets
DSE 26-00000-000000



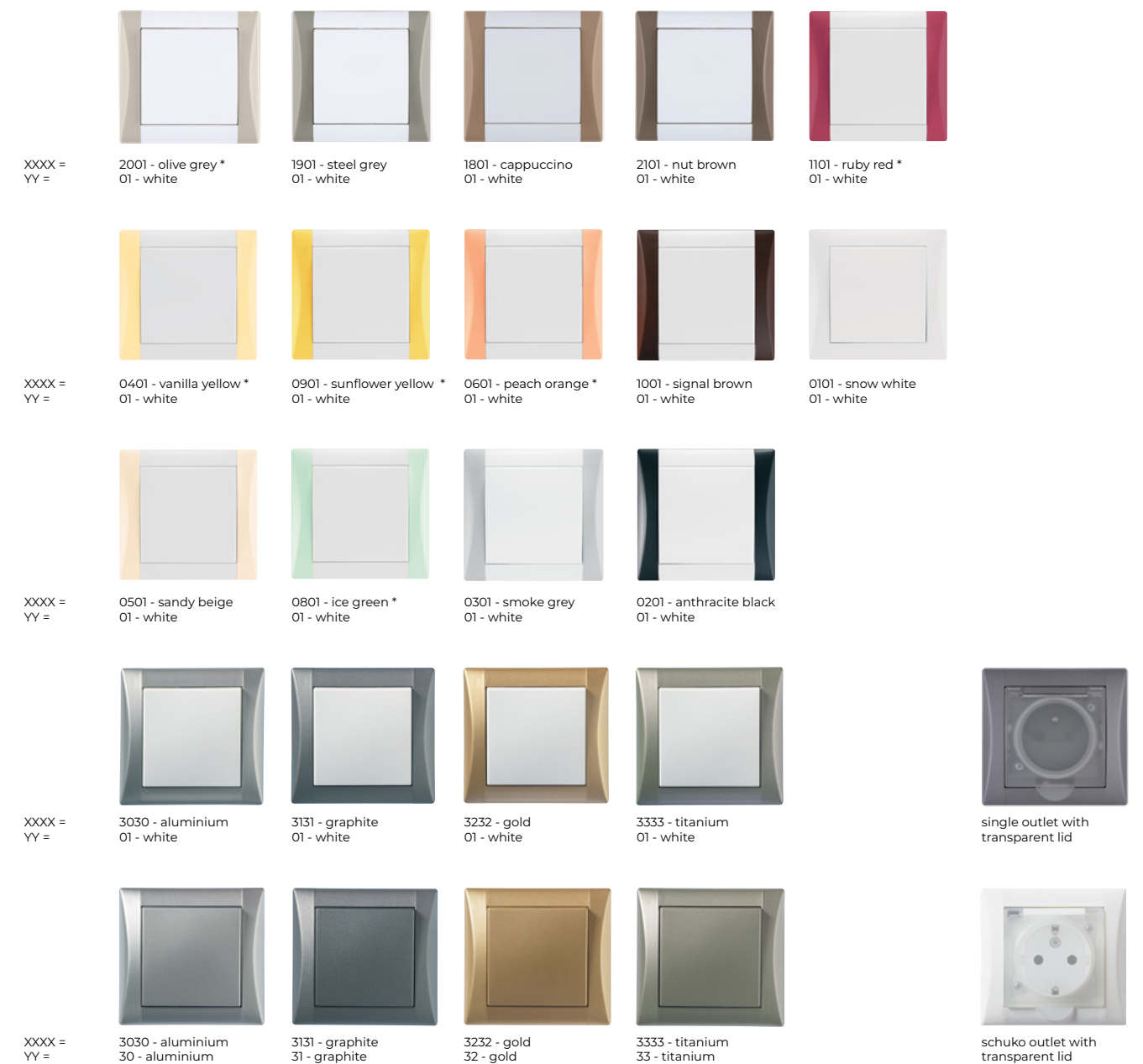
elegant

aqua IP 44

*safety first not only
in your bathroom*

IP 44 switches and outlets

ELEGANT AQUA series devices are designed for flush mounting and are supplied with IP 44 protection. These can be used in dusty, damp (bathrooms, warehouses, workshops, garages etc.) or outdoor areas.



Only the colour combinations shown are available for the IP 44 in the ELEGANT range. The IP 44 socket is always supplied with a transparent (milk white) lid.



IP 44 protection can be used with outlets and switches (arrangements 1, 2, 6, 7, 1/0, 5, 6+6, 1/0+1/0, 1+1/0).

* Until stocks are sold out.



ORDER CODE:
DSE 00-510YY-51XXXX

elegant

vacuum outlets



vacuum outlets

ELEGANT vacuum outlets are designed to be installed in modern interiors. Colours and shape perfectly match ELEGANT switches and socket outlets. They are compatible with BEAM central vacuuming systems.

| | | | | | | |
|----------------|---------------------------------------|---|-------------------------------------|----------------------------------|---------------------------------------|---------------------------------------|
| XXXX = YY = | | | | | | |
| | 2001 - olive grey * 01 - white | 1901 - steel grey 01 - white | 1801 - cappuccino 01 - white | 2101 - nut brown 01 - white | 1001 - signal brown 01 - white | 0201 - anthracite black 01 - white |
| XXXX = YY = | | | | | | |
| | 0401 - vanilla yellow * 01 - white | 0901 - sunflower yellow * 01 - white | 0601 - peach orange * 01 - white | 1101 - ruby red * 01 - white | 0501 - sandy beige 01 - white | 0801 - ice green * 01 - white |
| XXXX = YY = | | | | | | |
| | 3001 - aluminium 01 - white | 3101 - graphite 01 - white | 3201 - gold 01 - white | 3301 - titanium 01 - white | 0301 - smoke grey 01 - white | 0101 - snow white 01 - white |
| XXXX = YY = | | | | | | |
| | 3030 - aluminium 01 - white | 3131 - graphite 01 - white | 3232 - gold 01 - white | 3333 - titanium 01 - white | | |
| XXXX = YY = | | | | | | |
| | 3030 - aluminium 30 - aluminium | 3131 - graphite 31 - graphite | 3232 - gold 32 - gold | 3333 - titanium 33 - titanium | assembly plate DSE 26-00000-000000 | |

i ELEGANT vacuum cleaners are only available in the colour combinations shown. The mounting plate is not included, but you can order it separately as an accessory. Vacuum outlets are supplied in set only.

* Until stocks are sold out.

i **ORDER CODE:**
DSE 73-730YY-73XXXX



elegant

medical



Colour outlets are used to clearly resolve circuits with different types of back-up power supply (distributions for healthcare, data and computer networks, etc.). ELEGANT Medical line can be combined with other ELEGANT switches and outlets for a complex wiring solution within given building.

colour coding of socket outlets



snow white frame / cover green medical

green - critical circuit
Green outlet cover plates are used for connecting equipment which must have restored provision of emergency power from the main emergency source (usually a diesel generator with auto-start) within at most 2 minutes of a power failure from the primary source. This emergency source supplies electricity for the entire duration of the interruption of the primary source.



snow white frame / cover yellow medical

yellow - medical isolated circuit
Yellow outlet cover plates are used exclusively for connecting medical equipment essential for sustaining the life and health of patients. The nature of use of this equipment means that its power cannot be interrupted in the event of a fault within the circuit. A medical isolated power system therefore allows operation to continue even in such situations, while the circuit failure is visually and acoustically signalled. Since a further failure could then lead to interruption of system power, it is vital to repair the failure immediately after finishing the ongoing operation. Medical isolated power system is powered from critical circuits. This means that emergency power from the main back-up source is secured within 2 minutes.



snow white frame / cover orange medical

orange - highly critical circuit
Orange outlet cover plates are designated for power outlets of highly critical circuits whose power may not be interrupted for more than 15 seconds. This will principally involve a medical isolated power system with an even higher level of provision of emergency electrical power supply, because the primary winding of its protective isolation transformer is fed from the UPS, almost always operated in on-line mode (without interruption of the power supply to connected equipment). As the emergency source will have a limited output and operating time, this type of outlet may only be used to supply medical equipment which supports or substitutes basic life functions, which does not have emergency power provided by other means, and for which the power recovery time of the main emergency source is too long.



snow white frame / cover snow white

white - less critical circuit
White outlet cover plates are designated for connecting routine equipment and appliances (cookers, refrigerators, coffee machines, cleaning equipment etc.). Medical equipment can be connected to these circuits only in exceptional, emergency situations, when there is no power in the other outlets (green, yellow or orange).



snow white frame / cover signal brown

brown - less critical circuit
Brown cover plates designate outlets of less critical circuits with their protection increased by residual-current devices. They are designated for medical and non-medical equipment where increased protection against electric shock is appropriate or necessary. A connection to a less critical circuit with a residual-current device is designated by the letter code MF.



snow white frame / cover red medical

red - less critical circuit
Red cover plates are recommended for outlets designated for connecting computers and their accessories into circuits with their own UPS.

sets



single elegant medical outlet (2P+PE)



single elegant medical outlet with safety shutters (2P+PE)



single elegant medical outlet with safety shutters and overvoltage protection (2P+PE) LIGHT INDICATION



double elegant medical outlet 2x (2P+PE)



double elegant medical outlet with safety shutters 2x (2P+PE)



double elegant medical outlet with safety shutters and overvoltage protection 2x (2P+PE) LIGHT INDICATION



single outlet with operational status indicator



terminal for equalizing potential (socket for protective bonding)

covers



single outlet cover 2P+PE
DSE 00-890YY-000000



double outlet cover 2x (2P+PE)
DSE 00-820YY-000000



single outlet cover with overvoltage protection 2P+PE
DSE 00-840YY-000000



double outlet cover with overvoltage protection 2P+PE
DSE 00-850YY-000000

medical cover colours

| | | | |
|--|-------------------------|--|-------------------------|
| | 14 orange medical | | 15 yellow medical |
| | 16 green medical | | 17 red medical |
| | 10 signal brown | | 01 snow white |



Colour tones may differ slightly from reality.



ORDER CODE:
DSE 00-YYYYY-000101